



## Cradle Mount

Multi-featured wire management for industrial automation applications.

**MADE FOR REAL** 

# Cradle Mount – More Than Meets the IA

HellermannTyton presents the one-of-a-kind Cradle Mount, an industrial wire management solution we designed from an entirely new blueprint.

Developed for industrial automation cabling installers, Cradle Mount takes into consideration the first steps of the install. Wiring can be laid into the mount before the final fastening with a cable tie. This allows for multiple wire runs to be added, and also enables staging the configuration to ensure it's perfect. On track systems, such as 80/20 frames, the mount can be repositioned as necessary to test the ideal placement before committing to it.

Our new EZ Feed clears the way for a cable tie to be inserted into the mount without obstructions. And the Cradle Mount's unique CutZone enables safer cutting of the cable tie should rework become necessary.



## Mounting onto a panel

- Drill a hole into panel surface.
- Attach mount with a #8 screw.



## Mounting onto an aluminum frame

- Use an M4 screw and T-nut (sold separately).



## Mounting onto an 80/20 40-15 Series aluminum frame

- Insert back of mount, parallel to frame channel.
- Twist mount a quarter turn clockwise to engage mount onto frame.

## Using the Cradle Mount




## Untethered multi-wire support during assembly

- Place wires in cradle arms as you begin to plan your route.
- Remove wires as needed.



## Change mount location on aluminum frames during assembly

- Give mount a quarter twist (frame mount) or loosen the screw (screw mount).



## EZ Feed

- Once assembly is complete, secure the bundle by sliding a cable tie through the EZ Feed without any obstructions or resistance.




## CutZone

- If installed bundle needs to be serviced or removed, the CutZone enables safe removal of the cable tie without risk of nicking the wires.

### Screw Mounting Bases

#### Cradle Mount

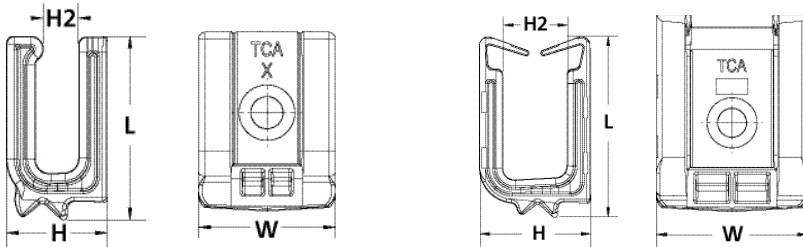
The cradle mount with screw attachment mounts to a panel with a screw or goes onto a frame using a screw and T-nut. It is ideal for routing wires in industrial applications where rework and adjustments are common. Mount features a cradle opening for cable retention. The cradle arms can temporarily hold wires for simple adjustments and cable additions and protect against abrasion and cable damage. To permanently mount the bundle, the EZ Feed cable tie slot eliminates common obstructions for faster completion. During rework, the CutZone prevents wire damage when cutting off cable ties.



#### Features and Benefits

- Temporarily holds wires along routing path until ready to make permanent.
- Built-in CutZone safety feature prevents damage to wires and cables.
- Unique EZ Feed slot maintains clear space to insert cable ties.
- Allows flexibility of frame size and mounting location with #8 (M4) screw into panel surface or with T-nut in frame.

<b>MATERIAL</b>	Polyamide 6.6 recycled, high impact modified, heat stabilized (PA66HIRHS(REC))
<b>Operating Temperature</b>	-40°F to +221°F (-40°C to +105°C)
<b>Flammability</b>	UL 94 HB



PART NO.	TYPE	Cable Tie Series	Mounting Screw Type	Length (L) in. (mm)	Width (W) in. (mm)	Height (H) in. (mm)	Cradle Size (H2) in. (mm)	Color	Pkg. Qty.
151-04304	CTCM6CZS	T18-T120	#8 (M4) Screw	1.0 (25.4)	0.76 (19.3)	0.55 (14.0)	0.24 (6.0)	Black	100
151-04484	CTCM6CZS_AE			1.21 (30.9)	0.76 (19.3)	0.55 (14.0)	0.24 (6.0)		
151-04305	CTCM11CZS			1.21 (30.9)	0.93 (23.7)	0.75 (19.0)	0.43 (11.0)		
151-04485	CTCM11CZS_AE			1.21 (30.9)	0.93 (23.7)	0.75 (19.0)	0.43 (11.0)		

Dimensions are approximate and subject to technical changes. Use Part No. for ordering and Type for specification purposes.

# Bundling and Securing

## Cable Tie Mounts

### Aluminum Frame Mounts

#### Cradle Mount

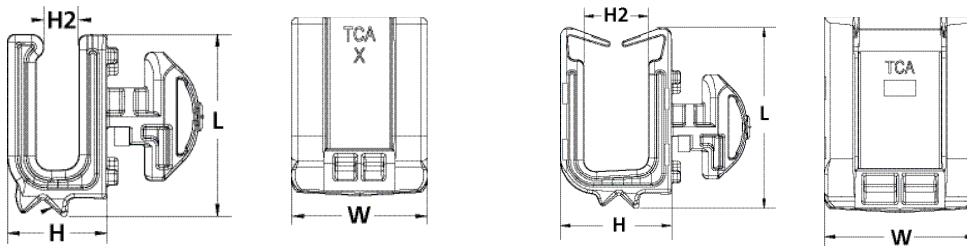
The cradle mount with frame attachment can be twisted into industrial frames with a 0.7 x 0.31" frame mount and is ideal for routing wires in industrial applications where rework and adjustments are common. Mount features a cradle opening for cable retention. The cradle arms can temporarily hold wires for simple adjustments and cable additions and protect against abrasion and cable damage. To permanently mount the bundle, the EZ Feed cable tie slot eliminates common obstructions for faster completion. During rework, the CutZone prevents wire damage when cutting off cable ties.



#### Features and Benefits

- Temporarily holds wires along routing path until ready to make permanent.
- Built-in CutZone safety feature prevents damage to wires and cables.
- Unique EZ Feed slot maintains clear space to insert cable ties.
- Frame mount allows for simple quarter-turn mounting into 80/20, 40- or 15-Series aluminum frames.

<b>MATERIAL</b>	Polyamide 6.6 recycled, high impact modified, heat stabilized (PA66HIRHS(REC))
<b>Operating Temperature</b>	-40°F to +221°F (-40°C to +105°C)
<b>Flammability</b>	UL 94 HB



PART NO.	TYPE	Cable Tie Series	Length (L) in. (mm)	Width (W) in. (mm)	Height (H) in. (mm)	Cradle Size (H2) in. (mm)	T-Slot Width in. (mm)	Color	Pkg. Qty.
151-04302	CTCM6CZF	T18-T120	1.0 (25.4)	0.76 (19.3)	0.55 (14.0)	0.24 (6.0)	0.32 (8.0)	Black	100
151-04483	CTCM6CZF_AE		1.21 (30.9)	0.76 (19.3)	1.07 (27.3)	0.24 (6.0)	0.32 (8.0)		
151-04303	CTCM11CZF		1.21 (30.9)	0.93 (23.73)	1.27 (32.3)	0.43 (11.0)	0.32 (8.0)		
151-04482	CTCM11CZF_AE		1.21 (30.9)	0.93 (23.73)	1.27 (32.3)	0.43 (11.0)	0.32 (8.0)		

Dimensions are approximate and subject to technical changes. Use Part No. for ordering and Type for specification purposes.

## **HellermannTyton North American Corporate Headquarters**

7930 N. Faulkner Rd, PO Box 245017  
Milwaukee, WI 53224-9517  
Phone: (414) 355-1130, (800) 537-1512  
Fax: (414) 355-7341, (800) 848-9866  
email: corp@htamericas.com  
www.hellermann.tyton.com

***IATF 16949, AS9100, ISO 9001 and ISO14001 certified***

## **HellermannTyton Canada**

Unit #4, 205 Industrial Parkway North  
Aurora, Ontario L4G 4C4 Canada  
Phone: (800) 661-2461  
Fax: (800) 390-3904  
email: sales@hellermannnyton.ca

## **HellermannTyton Mexico**

Anillo Periferico Sur 7980 Edificio 6A  
Parque Industrial Tecnológico II  
Santa María Tequepexpan  
Tlaquepaque, Jalisco, Mexico 45601  
Phone: 011-52-33-3-133-9880  
Fax: 011-52-33-3-133-9861  
email: info-mx@hellermannnyton.com

***ISO 9001 certified***

**Warranty Policy** – HellermannTyton products are warranted to be free from defects in material and workmanship at the time sold by us; but our obligation under this warranty and that of the seller is limited to the replacement of the product, and neither we nor the seller are bound by any other warranty, expressed, implied or statutory. Under no circumstances are we or the seller liable for any loss, damage, expenses or consequential damages of any kind arising out of the use or inability to use these products. All are sold with the understanding that the user will test them in actual use and determine their adaptability for the intended uses.